

New Zealand 2020 General election

New Zealand's Parliament is in Wellington.
In Parliament, there is the Government.
Every 3 years New Zealand has a General Election.

We choose a new Government. People vote for:

- The party they like and
- A person to represent them in the area where they live.



**The General Election is taking place between
Saturday 3 October & Saturday 17 October 2020**

General election vocabulary. Match the words with their definition


- | | |
|-------------------------------|--|
| 1. <u>c</u> to elect | a. To choose a person and party on a voting paper on election day. |
| 2. _____ an election | b. When people vote to choose who they want in Government. |
| 3. _____ an electorate | c. To choose a person and party to represent you. |
| 4. _____ Parliament | d. NZ has different areas. Each area chooses one person to represent the people in that area. Each area is called _____. |
| 5. _____ to vote | e. The group of 120 people who are chosen in an election. They govern the country. |

Fill in the blanks with the words in the box

elect
election
electorate
Parliament
vote

New Zealand has an 1. _____ every three years to choose the Government. This year (2020) is an election year. There are many people to choose from in each 2. _____. We are going to 3. _____ people to represent us in 4. _____. Do you know who you are going to 5. _____ for?

Enrol to vote



You **MUST** enrol to vote if:

- You are 18+
- You are a NZ citizen or permanent resident.

If you have a resident visa, you are also a permanent resident.

- You have lived in New Zealand for more than 1 year continuously at some time in your life.

BUT you do not have to vote in an election.

You can check if you are enrolled online at vote.nz or at libraries and CAB.

How to enrol

There are six ways to enrol:

1. To enrol **online** at vote.nz you need a New Zealand driver licence OR a New Zealand passport OR a RealMe ID.
2. Complete an enrolment form online. It will be emailed or posted for you to sign and send back.
3. Download an Enrolment Form from vote.nz to print and post
4. **Text** your name and address to 3676 (it's free!)
5. **Call** free 0800 36 76 56
6. Enrol **on election day** (or whenever you decide to vote between 3 and 17 Oct)

Enrolling online

Put the steps for enrolling online in the correct order (1-4)

1

Click 'Enrol or update now'

2

Fill in the online form.

3

Click 'Enrol online'

4

Go to vote.nz

Enrol to vote

Voting starts on Saturday 3 October. You can vote from Saturday 3 October to Saturday 17 October.

On election day, you can vote at a **voting place** between 9.00am and 7.00pm. Take your **EasyVote card** with you. You can vote without an EasyVote card, but it will take longer. When you arrive at the voting place an **election worker** will guide you. You will be asked for your name and address. They will give you **a voting paper**. Take it behind a **voting screen**. Your vote is secret.

You have 2 votes. One is for the party you want to be the Government. The other is for the person to represent your electorate. There will also be two referendums. One is about making cannabis legal and the other is about the End of Life Choice Act 2019. When you finish, fold the paper in half and put it in the **ballot box**.

The **results** of the General Election begin from 7pm on election day. You can see the results online at **www.electionresults.govt.nz** or on TV (Freeview).

Match the words with their definitions

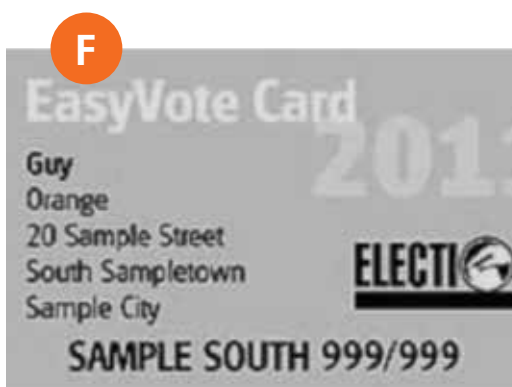
1. a voting place	a. A small card with your information.
2. EasyVote card	b. The answer after counting all the votes.
3. an election worker	c. A small wall that stops people from seeing who you vote for.
4. a voting paper	d. The box where you put your voting paper.
5. a voting screen	e. A place where you go to vote.
6. ballot box	f. The form that you fill in with your votes.
7. results	g. A person who works at the voting place.

1. e 2. _____ 3. _____ 4. _____ 5. _____ 6. _____ 7. _____

AT VOTING PLACE

Put the voting pictures in the correct order.

Can you describe what is happening in each picture?



1. _____
2. _____
3. _____
4. _____
5. _____
6. _____

SUPPORT PERSON

A support person is someone who can help you enrol and vote.



Who can be your support person? Tick (✓) the correct answers.

- A friend
- A family member
- An election worker
- Your teacher
- Your neighbour
- Your classmate
- Your workmate

You can take a support person with you when you vote. What can they do? Tick (✓) the correct answers.

- Go behind the voting screen with you
- Read out the words on your voting paper
- Tick the options you want for you if you can't write
- Tell you who you should vote for
- Tell you to choose 'Yes' or 'No' in the referendums
- Decide for you
- Tell others who you voted for

Situation cards

Work with a friend, choose a card and act out the given situations

Learner A: A voter

Card 1

Learner B: A support person

Situation: B is helping A vote at the voting place near their house. A doesn't know who to vote for and asks B who they should choose.

Learner A: A voter

Card 2

Learner B: A support person

Situation: B is helping A fill the enrolment form.

Learner A: A voter

Card 3

Learner B: An election worker

Situation: A is voting for the first time. B explains to A where to go (voting booth), what to do with the voting paper, and where to submit it (ballot box).

Learner A: A voter

Card 4

Learner B: A support person

Situation: A doesn't know what to do with the voting paper and asks B to explain the party vote and the electorate vote.

VOCABULARY REVIEW

Reorder the letters to make correct words about the election.
The first and last letters of each word are already correct.

voet _____	Genermnovt _____	Pamrlieant _____	rlesut _____
eoitceln _____	erotceltae _____	ptray _____	bollat box _____
EtoVsaye crad _____	_____	_____	_____

Can you find these words? There are 3 extra words hidden.
Find them and write them in the boxes above.

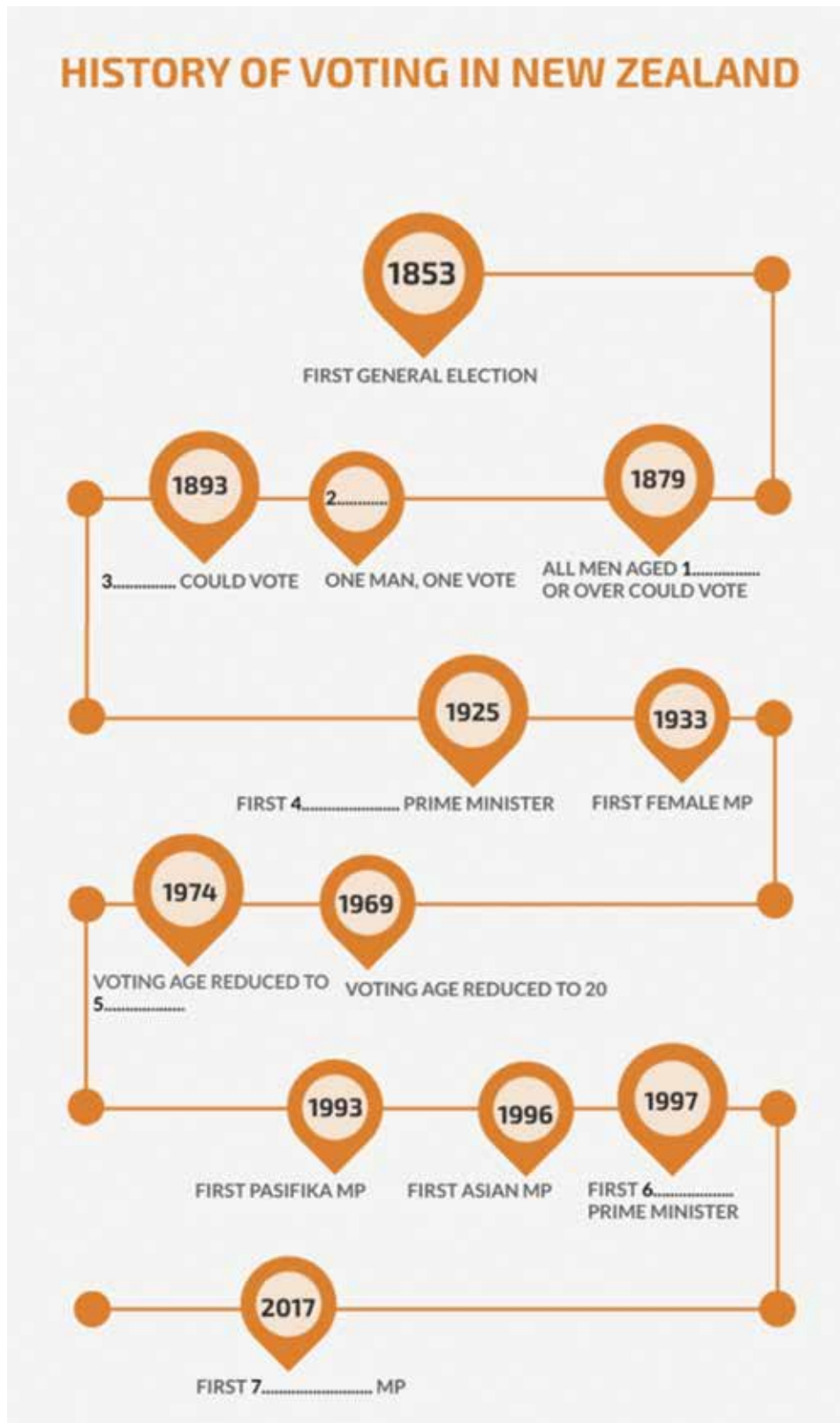
O Z N O B C K E R Q S R D U F Y H P J C
 G F N Q A C Q G K W U H S A O K U U H I
 O A F S L D R B R F P F P E N X X V V N
 V R B G L J P W G X P N T R O R O Z B Z
 E K I D O B K M T H O A Y E C H X N D A
 R P N A T V C Q A I R W H H S S L K X V
 N E B X _ Z M X T O T U Q T I V C N A O
 M P P D B C V C T N _ K U R W K B L I T
 E H I Z O B E C E Q P C X I L Z J M H E
 N E N S X L E M A O E Z G I R X A Z S G
 T D T Q E L A I I B R H A E M E K P S N
 I Y B E E I J S K Z S F G I X J S M S R
 X F Q N L L V B H F O W B Z C Z L U Y M
 A T S R J H V O T I N G _ P A P E R L L
 S F A O Y Z I S N H P Y J L S X Q O C T
 E P F L V M J E K J X O Q O S W I E X J
 D X N H Y O H F Z V D P A R T Y G N C V
 N S G U C Z A V T G R L Y W E D T M E Z
 S K B R P F E A S Y V O T E _ C A R D D
 V V V Z R W W F M X W F I V H V Y O Z W

Why vote?

HISTORY OF VOTING IN NEW ZEALAND

We vote to choose the Government. First, let's look at how voting changed New Zealand before.

Listen to a talk about the history of voting in New Zealand and fill in the blanks with words from the talk



DID YOU KNOW?

We have information in your language. Read about the election at <https://vote.nz/voting/voting-in-your-language/>.

Listen again and fill in the blanks with words from the talk

HISTORY OF VOTING IN NEW ZEALAND

New Zealand's first General Election was in 1853. However, there were not many voters, because only men who had **1** _____ could vote.

In 1879, for the first time, all men aged 21 and older could vote. In fact, "all men" here means most Pākeha and Māori men only. Men from **2** _____ still couldn't vote.

The first "One man, one vote" election was in 1890. Before, if a person had land or houses in different electorates, he could vote more than once. Starting from 1890, each person could only **3** _____.

In 1893, women won the right to vote, making New Zealand the first country in the world where women could vote.

We had the first New Zealand born Prime Minister in 1925, and the first female MP in 1933.

In 1969, the voting age was **4** _____ from 21 to 20, and only five years after that, it was changed again, to 18.

There were many firsts in the 90s, such as the first Pasifika MP, the first Asian MP, and in 1997, the first **5** _____.

In the last election, in 2017, New Zealand elected the first refugee MP.

What we learn is that throughout history, things **6** _____. At first, only rich men could vote. Now, it doesn't matter if we're rich or poor, male or female, where we come from, what colour our skin is, we have an **7** _____ to vote. All these changes only happened because people voted. So, what history can our votes make in 2020?

Reading comprehension

Read the text again and answer these questions with information from the text

1. In 1879, who still couldn't vote?

2. What does "One man, one vote" mean?

3. What did New Zealand do in 1893 before any other country?

4. In what year was the voting age reduced to 18?

5. What are the differences between a General Election now and one in the 19th century?

Match the years with the events and "who could vote"

Year	Events	Who could vote?
1853	All men aged 21 and older could vote.	Some Pākeha and Māori men
1879	Voting age reduced to 18	Only men who had land
1893	First General Election	Pākeha and Māori women aged 21 and older
1974	Women won the right to vote.	All men and women aged 18 and older

Match the year with the events

Year	Events
1853	First New Zealand born Prime Minister
1890	First female Prime Minister
1893	First General Election
1925	First time women could vote
1997	First "One man, one vote" election

Discuss this question

What "first" are you most impressed with? Why?

Why do we vote?

Why do you vote?



Scrambled sentences

Reorder the words to make correct sentences

1. and / the candidate / I / I / vote / like. / to / the party / support

2. the / right / vote. / I / I / have / vote / to / because

3. I / my / example / for / set / an / vote / children. / to

4. ote / I / I / what / the / to / want. / let / know / government

5. my / lose. / If / might / don't / candidate / I / and / party / vote, / favourite

6. better / I / New / place. / to / vote / a / make / Zealand

7. affect / will / the / life. / results / because / vote / my / I

8. and / vote / fair / I / are / free. / New / because / Zealand / elections / in

8. support / for / democracy. / I / show / to / vote / my

What are other reasons why people vote?

1. _____

2. _____

Survey

Answer the questions in this survey and ask three of your classmates.
Write down their answers.

1. Have you enrolled?

Your answer _____
..... _____

2. What's your electorate?

Your answer _____
..... _____

3. How many candidates are in your electorate?

Your answer _____
..... _____

4. Have you read about the referendums?


Your answer _____
..... _____

4. Are you going to vote?

- If yes, why?
- If no, why not?

Your answer _____
..... _____
..... _____
..... _____

Extension activities




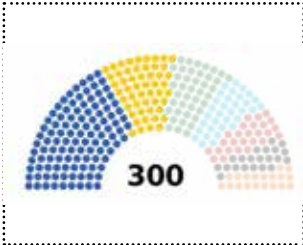
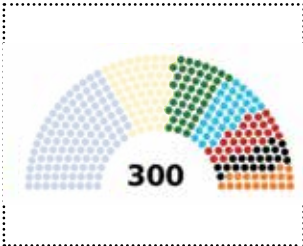

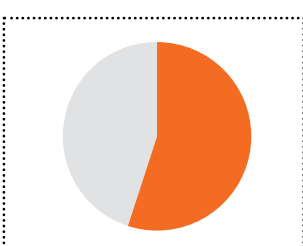
How do we choose the Government?

Find these words in the text "The General Election".

Check their meaning

coalition	electorate	majority	vote
Parliament	the Opposition	represent	party

Match the words with the pictures

coalition	
majority	
Parliament	
electorates	
the Opposition	

An orange arrow points from the 'Parliament' box to the 'electorates' box.

The General Election

There are many different parties you can vote for. These are groups of people with similar ideas about how they would like to govern New Zealand. The parties that are in the New Zealand Parliament now are: Labour, National, New Zealand First, Green, and ACT. There are many other parties that want to be in Parliament too.

In Parliament, different parties can join together to make a majority. This is called a coalition. A coalition can form a government. The other parties (not in the coalition) can form the Opposition.

New Zealand has a voting system called MMP. MMP means you have two votes. One vote is for the party you want to be the Government. This is called your party vote. The party vote decides the number of seats each party gets in Parliament. Parties with more party votes will get more seats in Parliament.

The second vote is to choose the person (the Member of Parliament or "M.P.") you want to represent the place where you live. This is called the electorate vote. The person who gets the most electorate votes wins. They do not have to get more than half the votes

You can find your electorate online at: <https://vote.nz/enrolling/get-ready-to-enrol/find-your-electorate-on-a-map>



Are these sentences True (T) or false (F)?

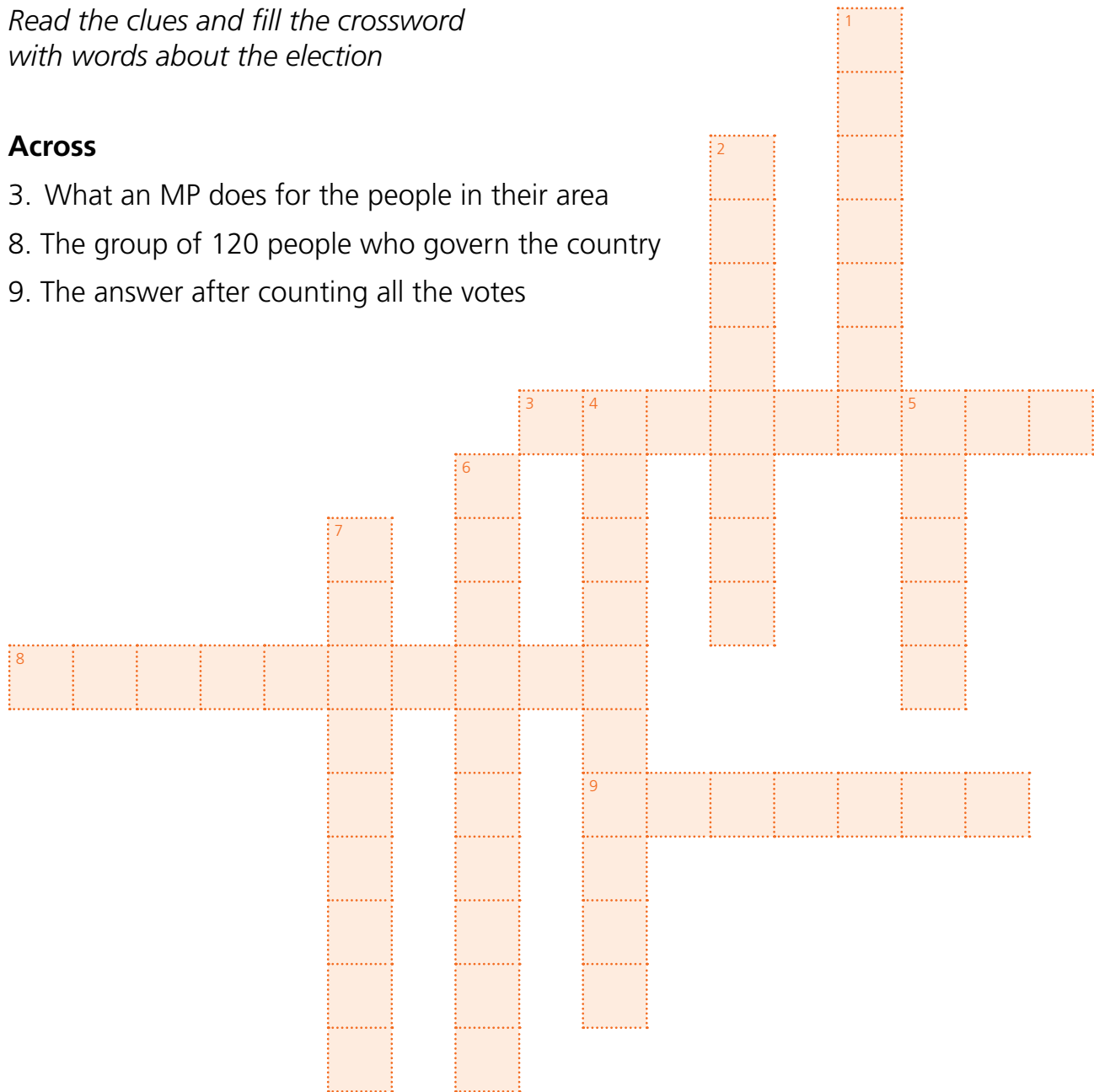
If the sentence is false, can you correct it?

1. The NZ Government now is made of more than one party. _____
.....
2. Parties which join together to make a majority are called the Opposition. _____
.....
3. You have one vote in the General Election. _____
.....
4. The electorate vote is used to choose the party you want. _____
.....
5. To win an electorate vote you must get more than 50% of all votes. _____
.....
6. You can find your electorate online. _____
.....

Read the clues and fill the crossword with words about the election

Across

- 3. What an MP does for the people in their area
- 8. The group of 120 people who govern the country
- 9. The answer after counting all the votes



Down

- 1. Labour, National, New Zealand First, Green, Act, etc. What are they?
- 2. More than 50%
- 4. The voters in each choose an MP.
- 5. If you don't do this, you can't vote.
- 6. When people vote to give their opinion about an important question
- 7. When parties join together, they form a



Visit this web link for a 2-minute video about MMP in New Zealand.
Video made by the New Zealand Electoral Commission.
youtu.be/pljoleVHFug

ENROLMENT APPLICATION

This is an enrolment form. *Practise filling it in*



ELECTORAL COMMISSION
TE Kaitiaki Take Kōwhiri

Get ready to vote

Enrol or update your details

Do it online at
vote.nz

Questions? Please turn over for help with this form ☞

Step 1 Your details

Please write clearly using a blue or black pen

Title Mr Mrs Miss Ms Mx Other

Surname or family name

First names

Date of birth [dd/mm/yyyy] / / Occupation

Mobile phone number Other phone number

Email address

Step 2 Your New Zealand address

Lived here under one month?
Turn over to do STEP 2A too ☞

Living overseas?
Leave STEP 2 blank and turn over to do STEP 2B instead ☞

Current NZ home address

New Zealand

Step 3 Your postal address

If different from current home address or if you're living overseas

Postal address

Step 4 Your roll

This is an important choice. To learn about Māori descent and roll choice, turn over to the QUESTIONS section ☞

Please tick ONE statement that applies to you.

- I am of Māori descent. Please enrol me on the **Māori roll**.
- I am of Māori descent. Please enrol me on the **general roll**.
- I am not of Māori descent. (You will be enrolled on the **general roll**.)

Step 5 Sign and return

Upload form at vote.nz/upload

Email form to enrol@vote.nz

Post form to
Electoral Commission
Freepost 2 Enrol
PO Box 190, Wellington 6140

I declare that:

- I am eligible to enrol at the address I provided in this application
- All the information I have provided is true and correct, and
- I understand that giving false or misleading information is a criminal offence.

Signature Date [dd/mm/yyyy]

Get ready and vote



WRAP-UP QUESTIONS

Work in pairs. Ask and answer these questions

1. How often do we have a General Election?

2. What is a Member of Parliament?

3. Can you vote if you are not a NZ citizen?

4. What must you do before you can vote in the General Election?

5. How to enrol online?

6. Why do you vote?

7. How many votes do you get?

8. What are the referendums about?

9. When does early voting start?

10. What should you take with you when you vote?

11. What can a support person do?

12. Where do you put your voting paper after you have voted?

Teacher guide

A vocabulary set and quizzes designed for this pack can be found on

Quizlet:

https://quizlet.com/_8kbemc?x=1jqt&i=a271t

Kahoot!:

<https://create.kahoot.it/share/new-zealand-general-election-2020/4715dc9c-74b5-42cd-83e0-6682425752a8>

Quizizz:

<https://quizizz.com/admin/quiz/5f2d4856eeab29001e2f3429>

PAGE 2

Enrolling online

The steps can be cut up into sets for pairs or groups to rearrange and discuss the order.

It can be done as a race between pairs/groups.

PAGE 3

How to vote

Note: An extension to this activity could be to teach the English language to understand what a referendum is about.

Do not discuss the content of the referendums or personal opinions in classes. Instead, the published information about the referendums could be made available to your learners. There are flyers in a small range of languages available on the referendums.govt.nz website, and Easy Read materials (which may be suitable for English language learners) can be found on the following websites:

- <https://www.referendums.govt.nz/cannabis/resources.html>
- <https://www.referendums.govt.nz/endoflifechoice/resources.html>
- <https://www.referendums.govt.nz/accessibleformats.html>

PAGE 4

AT VOTING PLACE

After the pictures have been reordered, learners in each group can take turn drilling the steps, using the target vocabulary and sequence words.

A role-play can be done between an election worker and a voter.

PAGE 5

Support person

Learners work in pairs preparing their dialogue. After teacher checks their draft, they can practise the role-play.

Note: the election worker and the support people must not tell the voter who to vote for. If/when the voter asks who they should choose (card 1) the support person should politely decline to say. They could explain that voting is secret and the voter's own choice.

Some pairs can be asked to act out their dialogues in front of the whole class while others listen, note down what happens and guess the situation.

Learners can fill a feedback sheet and vote for the best role-play.

PAGE 6

VOCAB REVIEW

This activity can be done individually or in pairs as a race.

For an online class, learners can use the annotation feature with different colours to compete with each other.

TRANSCRIPT: HISTORY OF VOTING IN NZ

HISTORY OF VOTING IN NEW ZEALAND

New Zealand's first General Election was in 1853. However, there were not many voters, because only men who had **1. property** could vote.

In 1879, for the first time, all men aged 21 and older could vote. In fact, "all men" here means most Pākeha and Māori men only. Men from **2. other countries** still couldn't vote.

The first "One man, one vote" election was in 1890. Before, if a person had land or houses in different electorates, he could vote more than once. Starting from 1890, each person could **3. only vote once**.

In 1893, women won the right to vote, making New Zealand the first country in the world where women could vote.

We had the first New Zealand born Prime Minister in 1925, and the first female MP in 1933.

In 1969, the voting age was **4. reduced** from 21 to 20, and only five years after that, it was changed again, to 18.

There were many firsts in the 90s, such as the first Pasifika MP, the first Asian MP, and in 1997, the first **5. female Prime Minister**.

In the last election, in 2017, New Zealand elected the first refugee MP.

What we learn is that throughout history, things **6. have become better**. At first, only rich men could vote. Now, it doesn't matter if we're rich or poor, male or female, where we come from, what colour our skin is, we have an **7. equal right** to vote. All these changes only happened because people voted. So, what history can our votes make in 2020?

PAGE 10

Why do we vote?

The sentences can be cut up into sets and given out one by one to pairs.

They can only receive the next sentence once they finish the previous one correctly. The point of the game is to see which pair finishes reordering all the sentences correctly first.

Afterwards, learners can work in pairs/groups discussing other reasons why we vote.

After five minutes (or longer), the group reps write their ideas on the board.

Teacher checks the writing and leads a whole-class discussion.

PAGE 11

Survey

First, learners are given time to write down their answers.

Teacher checks their answers, asks learners to interview three classmates, and reminds them to use the correct pronouns and check the subject verb agreement.

Afterwards, learners can report back to the whole class about their findings.

PAGE 13

After the T/F exercise, teacher can check learners' understanding by asking learners to cover the reading, then asking random questions about the information from the text. This can be done several times to improve fluency and knowledge retention.

PAGE 14

CROSSWORD

The crossword can be projected on the board (or shared on Zoom in an online class). The clues are hidden.

The class is divided into two teams. One team chooses a number. Teacher reads out the clue for that word. If they can't come up with the correct answer, the other team has a chance to guess.

PAGE 15

ENROLMENT APPLICATION

The enrolment form can be used as a prop for situation 2 on page 5

PAGE 16

WRAP-UP QUESTIONS

The questions are cut up into strips and given out to learners.

Learners walk around the classroom reading out their question to the one they pair up with.

After both questions are answers, they swap their questions and pair up with somebody else.

Teacher guide

PAGE 1

Matching

1. c
2. b
3. d
4. e
5. a

Vocab Gapfill

1. election
2. electorate
3. elect
4. Parliament
5. vote

PAGE 2

ENROLLING ONLINE

- 1 – 4
- 2 – 1
- 3 – 3
- 4 – 2

PAGE 3

HOW TO VOTE

1. e
2. a
3. g
4. f
5. c
6. d
7. b

PAGE 4

AT VOTING PLACE

- 1 – A – People are going to a voting place
- 2 – F – Show you EasyVote card to an election worker
- 3 – D – The election worker checks your information on the electoral roll
- 4 – E – Take your voting paper to a voting screen
- 5 – B – One tick for the party and one tick for the candidate you vote for
- 6 – C – Fold your voting paper in half and put it in a ballot box

PAGE 5

SUPPORT PERSON

Question 1: Tick all

Question 2: Tick the first three statements

PAGE 6

VOCABULARY REVIEW

vote / Government / Parliament / result / election / electorate / party / ballot box / EasyVote card

Extra words: voting paper / support person / enrol

O Z N O B C K E R Q S R D U F Y H P J C
G F N Q A C Q G K W U H S A O K U U H I
O A F S L D R B R F P F P E N X X V V N
V R B G L J P W G X P N T R O R O Z B Z
E K I D O B K M T H O A Y E C H X N D A
R P N A T V C Q A I R W H H S S L K X V
N E B X _ Z M X T O T U Q T I V C N A O
M P P D B C V C T N _ K U R W K B L I T
E H I Z O B E C E Q P C X I L Z J M H E
N E N S X L E M A O E Z G I R X A Z S G
T D T Q E L A I I B R H A E M E K P S N
I Y B E E I J S K Z S F G I X J S M S R
X F Q N L L V B H F O W B Z C Z L U Y M
A T S R J H V O T I N G _ P A P E R L L
S F A O Y Z I S N H P Y J L S X Q O C T
E P F L V M J E K J X O Q O S W I E X J
D X N H Y O H F Z V D P A R T Y G N C V
N S G U C Z A V T G R L Y W E D T M E Z
S K B R P F E A S Y V O T E _ C A R D D
V V V Z R W W F M X W F I V H V Y O Z W

PAGE 7

TIMELINE

1. 21
2. 1890
3. women
4. New Zealand born
5. 18
6. female
7. refugee

PAGE 8

LISTEN AND FILL THE GAPS

1. property
2. other countries
3. only vote once
4. reduced
5. female Prime Minister
6. have become better
7. equal right

READING COMPREHENSION

1. Men from other countries and women
2. Because each person could only vote once
3. New Zealand became the first country in the world in which most adult women could vote.
4. 1974
5. In the 19th century: only men who owned land and aged 21 or older could vote.

Now: all New Zealand citizens and residents (who have lived in New Zealand for more than a year continuously) aged 18 or older can vote.

PAGE 9

MATCHING

Year	Events	Who could vote?
1853	First General Election	Only men who had property
1879	All men aged 21 and older could vote.	Some Pākehā and Māori men
1893	Women won the right to vote.	Pākehā and Māori women aged 21 and older
1974	Voting age reduced to 18	All men and women aged 18 and older

Year	Events
1853	First General Election
1890	First "One man, one vote" election
1893	First time women could vote
1925	First New Zealand born Prime Minister
1997	First female Prime Minister

PAGE 10

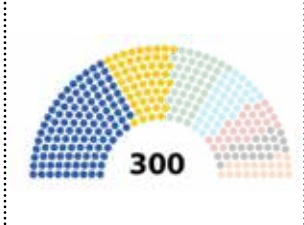
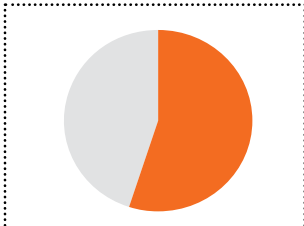


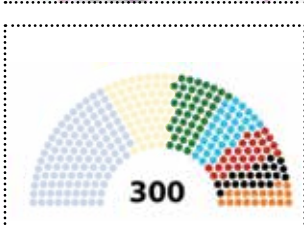
WHY DO WE VOTE?

1. I vote to support the party and the candidate I like.
2. I vote because I have the right to vote.
3. I vote to set an example for my children.
4. I vote to let the government know what I want.
5. If I don't vote, my favourite party and candidate might lose.
6. I vote to make New Zealand a better place.
7. I vote because the results will affect my life.
8. I vote because elections in New Zealand are fair and free.
9. I vote to show my support for democracy.

PAGE 12

HOW DO YOU CHOOSE THE GOVERNMENT?

Note: the images for coalition and opposition are examples and not true to the NZ political spectrum.

coalition	
majority	
Parliament	
electorates	
the Opposition	


PAGE 13

THE GENERAL ELECTION

1. T
 2. F – Coalition
 3. F – 2 votes
 4. F – Member of Parliament
 5. F – More votes than the 2nd highest candidate
 6. T
-

PAGE 14

CROSSWORD



PAGE 16

WRAP-UP QUESTIONS

1. Every three years
2. An MP is someone who is voted to represent an electorate
3. Yes. You can vote if you are a permanent resident and have lived in New Zealand for more than one year continuously at some time in your life.
4. You have to enrol before you can vote.
5. You can enrol online at vote.nz. Go to the website, click "Enrol or update now" and follow the instructions.
6. /
7. Two votes: one party vote and one electorate vote
8. One about legalising cannabis and one about the End of Life Choice Act 2019
9. 3 October
10. An EasyVote Card
11. A support person can help you enrol and vote. They can go behind the voting screen with you, read out the words on your voting paper, and tick the options you want for you if you can't write.
12. A ballot box

References

<https://vote.nz>

<https://parliament.nz>

<https://nzhistory.govt.nz>

<https://theteacherscorner.net>