

Teaching the Topic

Some shopping, like supermarkets and The Warehouse, require little language. Be aware of situations that really do need the learner to talk. If language is required it may relate to different sizes, colours, models, materials, amounts. If the learner does not know the name of the item, more complex language is required. General shopping vocabulary needs to be supplemented with the specific language for a specific purpose. Talk about the learner's shopping needs, be clear what they need to buy, focus on those items.

Resources

Supermarket and other advertisements; junk mail advertisements; real things (clothes, kitchen equipment) to teach vocabulary.

Activities

- Role play checkouts – supermarkets, The Warehouse, Star Marts, where you can select goods with little or no conversation. Role play questions about methods of payment, Fly Buys, bags, if you want certain items in the same bag, petrol vouchers.
- Role play checkout small talk – *How's your day going? Having a busy day? Have a nice evening.*
- Role play asking for different size, colour, material.
- Practise strategies for describing things that are not on display.

Language

- Particular items required, verbs to describe uses for unknown items, shopping vocabulary – *change, bank card, pin number.*
- Describing things when you don't have the word – *It's stuff you put on a cut to keep it clean, When you sew, it's a thing you use to measure material, I need something to remove the bumps of wool on my jersey.*

Using the Worksheet

A possible introductory activity: Where does the learner go shopping? For clothes and for food? For household items? For other things? Where is the learner's local supermarket? Do they do household shopping at other places as well? How often do they go shopping for household items?

The worksheet is related to supermarket shopping. There are two sections about safe shopping: in the first, the learning is focused on use-by dates and other ways of expressing the concept. Use the learner's fridge to find items with 'use-by, best-before' dates.

The second section relates to keeping items separate at the supermarket. There are five different 'bags' and a list of purchases; the learner puts each item in the right 'bag'. This can be a spoken or written activity.

Main learning points

Recognise use-by and best-before dates on different products. Read and understand the names of products.

What else could be learnt?

The learner may buy many different things at their supermarket which are not on the list. Talk about items that are not on the list and decide which 'bag' they would go in.

If the learner does household shopping at different shops, talk about their reasons for doing this – price, quality, special food needs.





Supermarket shopping

1. Look at the dates on the products.

1.
Use by

Expiry

Best before

2.
Use by

Expiry

Best before

3.
Use by

Expiry




































Best before






4.
Use by

Expiry

Best before

2. Which groceries go in which bags?

Bread 	Jam 	Vegemite 	Beans 	Sugar 
Milk 	Detergent 	Rice 	Tomatoes 	Peas 
Bananas 	Kiwifruit 	Yoghurt 	Cornflakes 	Eggs 
Butter 	Shampoo 	Chicken pieces 	Coffee 	Apples 
Toilet paper 	Onions 	Jiff 	Soap 	Cheese 
Potatoes 	Washing powder 	Garlic 	Oil 	Tea 
Corn 	Silver beet 	Flour 	Soy sauce 	Beef 

 Meat	 Cleaning products	 Vegetables	 Cosmetics	 Bread and perishables