

New in New Zealand



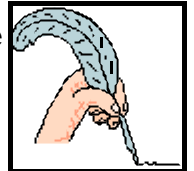
The Treaty of Waitangi - Te Tiriti o Waitangi

The Treaty of Waitangi is an agreement between Maori hapu (subtribes or groups of Maori people) and the government of New Zealand.

The treaty was signed on the 6th of February, 1840 at Waitangi, in the Bay of Islands, in the North Island of New Zealand.



The treaty was signed by Maori chiefs and officials of the British crown. The treaty was written in both Maori and English but the translation from one language to the other was not exactly the same. The Maori chiefs signed only the Maori version.



The treaty was established on three main points, or articles.



Article One

The Crown of England has complete government over New Zealand forever.



Article Two

The Crown of England protects the Maori people, their land, resources, treasures and way of life.



Article Three

The Crown of England will protect all the people of New Zealand and will give them the same basic rights and privileges of citizenship as the people of England.



The Maori chiefs will sell their land to the Crown at a price agreed to by the chiefs and the Crown.

The many differences in the Maori and English translations of the treaty led to misunderstanding, misinterpretation and disagreement and became the main cause of the New Zealand Wars in the 1860's. By 1900 the government of the day no longer thought the treaty was important. For many years the Maori people tried to talk about their problems with government but not much happened to improve the complicated situation.



In 1971 a large number of Maori people protested at Waitangi. The government was shocked and wanted to know why. The Maori council gave government a long list. In 1975 an old lady, Whina Cooper, and her grand-daughter, led a march from Te Hapua, near Cape Reinga, to Wellington, in anger against the loss of Maori land. People around the world started to notice the protests. In 1975 the Labour government passed the Treaty of Waitangi Act. A group of people were employed to look at the problems with the treaty. The group is called the Waitangi Tribunal and is hard at work today negotiating with government.



The treaty document was lost for over thirty years. It is now kept safely in Wellington.

Te Reo—The Language



“Tungia te ururua kia tupu whakaritorito te tuupu o te arakeke.”

“Set the overgrown bush alight, and the new flax shoots will spring up”

During the 1960's and 1970's some of the older Maori people realised their young people could not understand Maori language. Kohanga Reo (pre-school where Maori is spoken) was started to try and save the treasure of Maori language. Now, many young people speak Maori fluently, as well as English. Maori is taught in many schools and used in many places.

Pronunciation of Maori words.

The vowels sounds are pronounced differently to English.

The vowels sounds are always the same no matter what the word is.

Here is the International Phonetic Alphabet translation.

a / a: / e / e / i / i: / o / o: / u / u: /
(father) (bed) (key) (saw) (good)

Some consonants are blended. **wh / f / (far) or / w / (wet) ng / n / (sing)**

Words are stressed evenly on the syllables. For example: **W a i t a n g i**

The macron () above the vowel indicates a long sound.

For example: **E haere ra** (Goodbye, from host)s

These Maori words are often used. Try to say them and learn the meaning.

Haere mai	-	welcome
Hongi	-	to press noses, a formal greeting
Iwi	-	tribal people
Kia ora	-	a friendly acknowledgement
Marae	-	a Maori community centre
Tangata whenua	-	people of the land
Mokopuna	-	grandchildren
Waka	-	canoe
Whanau	-	family
Kohanga	-	learning place
Mana	-	strength, prestige, power
Tamariki	-	children
Waiata	-	song
Karakia	-	prayer
Wahine	-	woman
Tane	-	man
Tahi	-	one
Rua	-	two
Toru	-	three

Talk about the Treaty of Waitangi with your learner. Try and answer these questions together.

1. What is the Maori name for the Treaty of Waitangi?_____
2. Look at the map. Approximately, where is Waitangi?_____
3. How many years ago was the Treaty of Waitangi signed?_____
4. What was the problem with the translation of the treaty?_____
5. The British crown was the crown of what country?_____
6. How many articles belong to the treaty?_____
7. What does to protect mean? _____
8. What is government? _____
9. Who are all the people of New Zealand? _____
10. Find three words with pre-fixes which mean "not". _____
11. When were the New Zealand Wars?_____
12. What is another word that means complicated?_____
13. What does to improve mean? _____
14. Why was the government shocked in 1971?_____
15. An old lady led a march. What was her name?_____
16. Why was the old lady angry? _____
17. Who noticed the protests?_____
18. The Treaty of Waitangi Act was passed in 1975. What is an Act? _____
19. What does the Waitangi Tribunal do? _____
20. For how many years was the treaty document lost?_____

Treaty of Waitangi—Word Find

act same
 council long
 led sign
 protect Whina
 Reinga to
 ever world
 sell govt (abr)
 all
 England
 Maori
 Wellington
 go
 shocked
 Waitangi
 hapu
 came

W	h	i	n	a	d	s	i	g	n
o	a	l	l	c	a	m	e	o	s
r	p	r	o	t	e	c	t	v	h
l	u	R	e	i	n	g	a	t	o
d	y	c	o	u	n	c	i	l	c
M	a	o	r	i	v	e	s	e	k
E	n	g	l	a	n	d	b	d	e
s	e	l	l	x	s	a	m	e	d
j	e	v	e	r	t	l	o	n	g
W	a	i	t	a	n	g	i	t	o

"Mahi tahi— Working together"



Using this resource: All the words in the Word Find are on page one of "New in New Zealand".

- * Talk about the pictures with your learner as a review of page one.
 Help your learner do the Word Find. You may need to refer to Page One.
- * How you use this page depends on the level of your learner(s). If they are beginners, colour the words in the Find, then match them with words alongside. If they are intermediate level, cover the list of words and have the learners search for words using the information on page one as a guide.

A visit to Te Papa – Our Place

The national museum of New Zealand.


"A place for all of us. He kainga mo tatou katoa."



Last weekend I visited Te Papa. What a fabulous place! I often visit Te Papa but this time I especially wanted to visit the marae. Te Marae o Te Papa Tongarewa takes care of many treasures and stories that belong to iwi (Maori people) throughout New Zealand. There is a lot to see, think and learn about.

I entered the marae through Te Ara a Hine (the pathway of women), which is lined with delicate art and craft work. I stopped at the top to look out across the brilliant, blue Wellington harbour. The seagulls were being tossed about in the wind, but loving every moment. Sometimes, from this place (the Puwhara), manuhiri (visitors) are announced by someone blowing a huge conch shell, which can be heard from far away.

Te Ara a Tane (the pathway of men) climbs the outside of the building, re-enacting the steps of Tane, a legendary figure, climbing to heaven to collect the three baskets of knowledge. The paths meet outside at Te Waharoa (the gateway), which celebrates the meeting of cultures.



A wonderful mixture of carvings depict the courageous navigators who found their way to this country. There is Kupe from Hawaiki, Abel Tasman from The Netherlands, James Cook from England, and even an aeroplane to acknowledge the people from many other places in the world who had arrived much later, and continue to arrive, in modern times. The whakapapa (history) of this marae tells us of many beginnings, many stories, many ethnicities that are this nation's heritage.



I stopped again at Te Ranginui (the grand entrance) where there is a huge, beautiful, stained-glass window. Coloured light filters into the warm, welcoming meeting place.



While I was looking around a group of young men took over the stage, sang and performed a haka. They were excellent. I was glad I had arrived in time to see them. Te Marae has, as those who created it hoped it would have, warmth, colour, energy, shelter, peace and safety. It is a wonderful meeting place but even if you visit it by yourself, as I did, it's a place to stay awhile and feel "at home".

Kia ora, from Gabrielle.

Grammar and punctuation

From the story can you find....

5 proper nouns	5 verbs	3 conjunctions
2 apostrophes	1 auxiliary verb	3 pronouns that are not "I"
1 hyphenated word	3 prepositions	10 adjectives (list them in alphabetical order)
1 collective noun	3 adverbs	An example of the past continuous tense
1 exclamation mark	1 set of quotation marks	An example of the present perfect tense

Unscramble these words:

triehgae nrdome ainltrib uterssear iinmuahr eagsucuosr